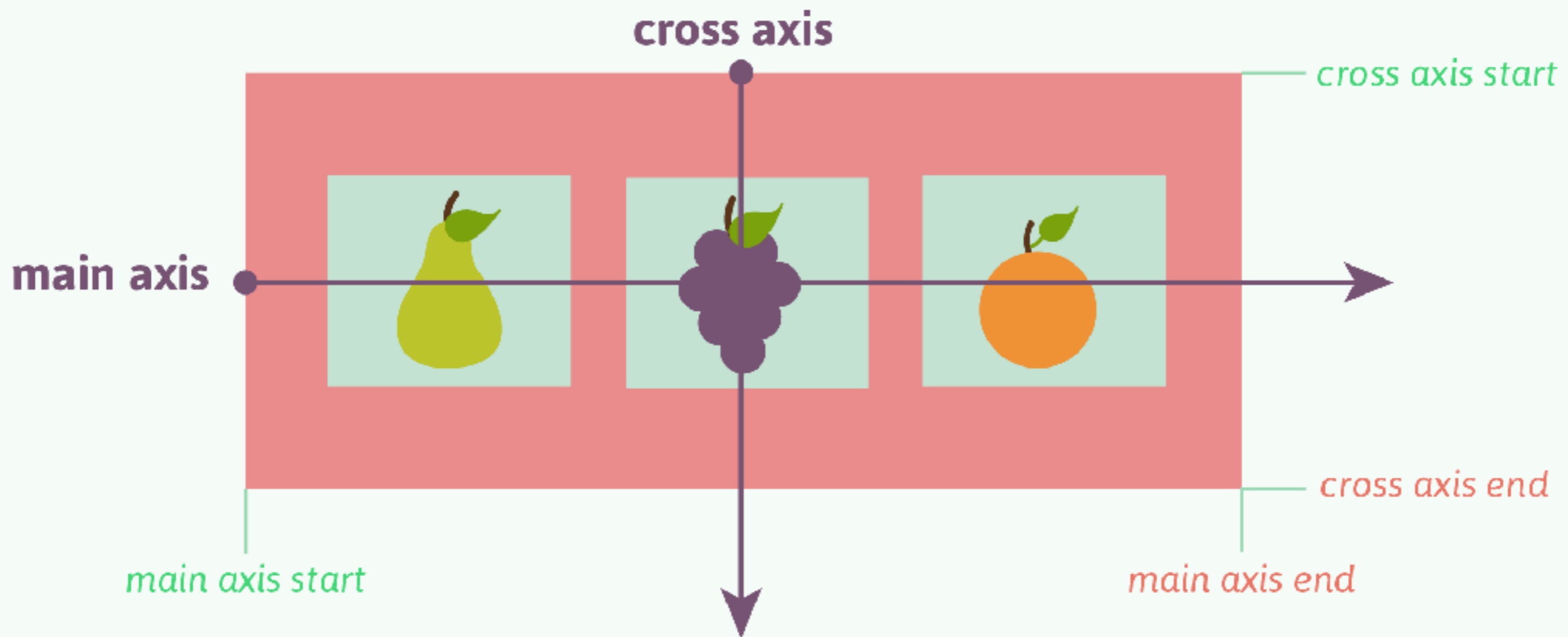
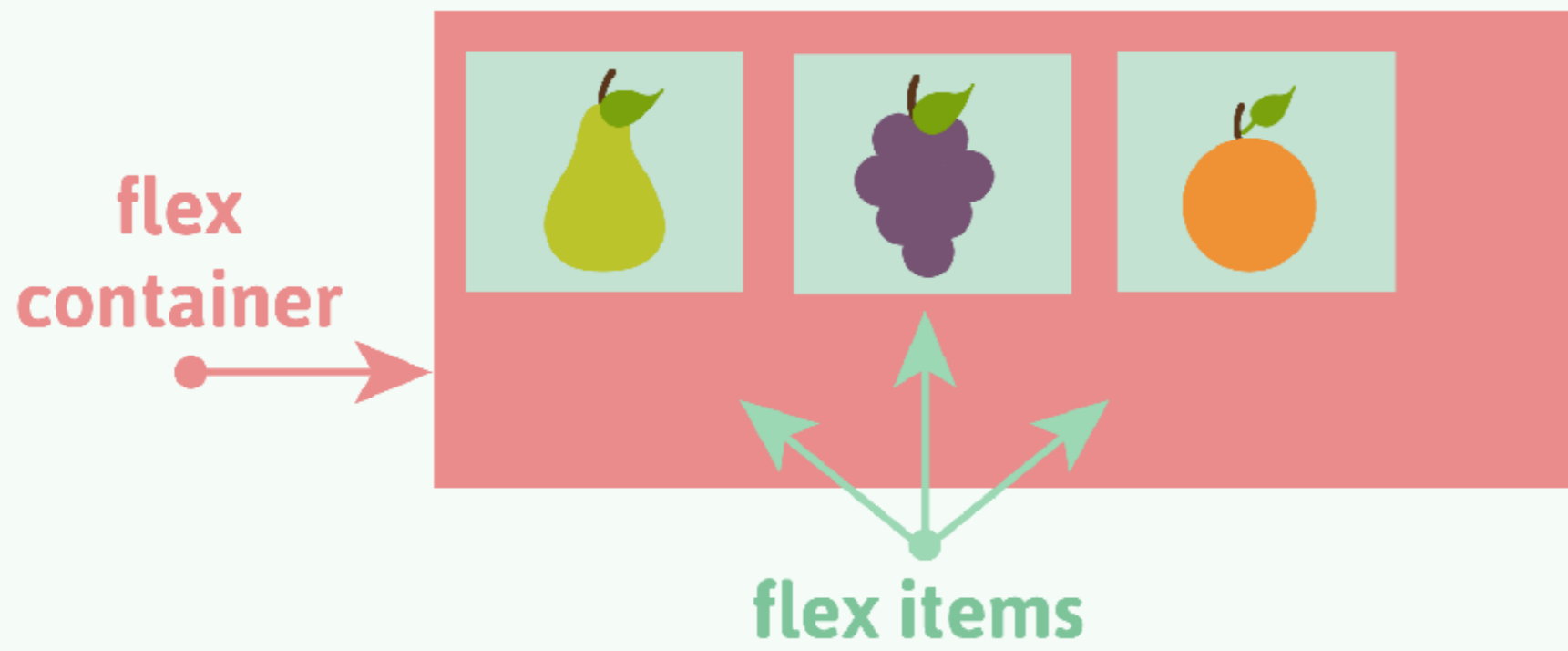




FLEXBOX

flowchart





1. Get started

```
display: flex; on flex container
```

2. Pick rows or columns

Rows

```
flex-direction: row; on container
```

OR

```
flex-direction: row-reverse; on container
```



Columns

```
flex-direction: column; on container
```

OR

```
flex-direction: column-reverse; on container
```



3. Where do you want the items to start?

At the beginning

```
justify-content: flex-start; on container
```



```
justify-content: space-between; on container
```



```
justify-content: space-around; on container
```



Or not

```
justify-content: flex-end; on container
```



```
justify-content: center; on container
```



4. Do you want items on one line to move to another when adjusting the viewport?


Keep as one line.

```
flex-wrap: nowrap; on container
```



Break to another line

```
flex-wrap: wrap; on container
```



```
flex-wrap: wrap-reverse; on container
```



5. How do we want these items laid out on the cross axis?

Not stretched

Stretched

```
align-items: stretch; on container
```




```
align-items: flex-start; on container
```




```
align-items: flex-end; on container
```



```
align-items: center; on container
```



```
align-items: baseline; on container
```



Stretched

```
align-content: stretch; on container
```



6. If you have multiple lines of content how do you want them aligned?

Not stretched

```
align-content: flex-start; on container
```



Not stretched

```
align-content: flex-end; on container
```



```
align-content: space-between; on container
```



```
align-content: center; on container
```



```
align-content: space-around; on container
```



7. Do you want to change the order of the items?


NO

Awesome, don't do anything.
That was easy.


YES

OK, use this:

```
order: <whole number>; on item
```

8. Do you need some items to grow if necessary?


NO

Awesome, don't do anything.
That was easy.


YES

OK, use this:

```
flex-grow: <whole number>; on item
```


9. Do any of these items need to be aligned differently than the others?

No.

Yes.

`align-self: flex-start; on item`



OR

`align-self: flex-end; on item`



`align-self: center; on item`



OR

`align-self: baseline; on item`

OR

`align-self: stretch; on item`

DONE!